

Bentley Education Hub Instructions

Contact: educationsupport@bentley.com

We have launched our new Bentley Education Hub to enhance user experience. Bentley Education provides free access to students, educators, and staff to over 60 Bentley software!

Please follow the instructions below to start your journey with Bentley academic software.

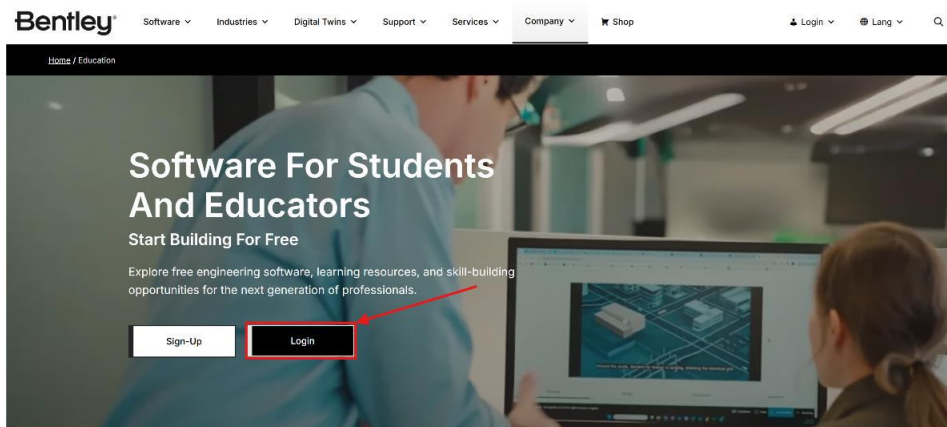
You can skip step 1 if you already have a Bentley Education account.

Step 1: Create a Bentley Education Account

1. Visit [Bentley Education](http://www.bentley.com/education) <www.bentley.com/education>
2. Click **Sign Up**.
3. Fill in your details and use your **education-domain email** (e.g., yourname@school.edu). o If you don't have an education email, you may need to upload proof of eligibility (e.g., student ID).
4. Verify your email and set your password.

Step 2: Log In and Access Software

1. After account creation, or if you already have a Bentley Education account, log in at Bentley Education.



2. As soon as you are logged in you will land in your Profile Details section, if under the “Education License Details” you see the following message, it would indicate you are eligible for software downloads and you will see the renewal date.

Education License Details

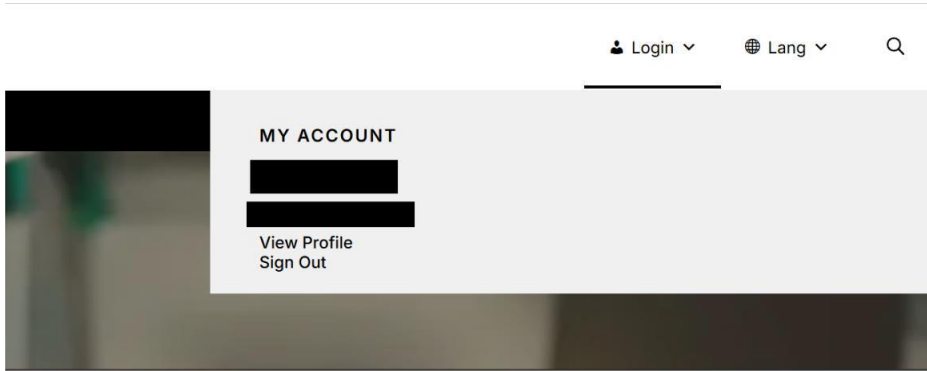
You provided an email from a previously approved educational institution, so you've been automatically verified. You now have full access to Bentley Education software and training. You will need to re-confirm eligibility after one year to renew your education access. We'll email you 30 days before your access expires with more instructions.

Have any questions about your account or access? Visit our [help page](#) to check out our full list of FAQs or connect with the Bentley Education team for support.

Education license renewal date: [REDACTED]

3. In case, your Education License is not approved, please inform us and attach a copy of your student ID card.

4. To verify you are logged in, you can hover over “Login” at the top right corner:



5. Go to the [Software](https://www.bentley.com/software/?_software_for=students-educators) < https://www.bentley.com/software/?_software_for=students-educators> section.

Please make sure the **Educators & Students** filter is checked:

A screenshot of the Bentley Software page. At the top, there is a search bar with the placeholder text 'Search software...'. Below the search bar, the page is titled 'Software By Product Category'. It lists 18 categories, each with an unchecked checkbox and a count in parentheses to the right. A red arrow points from the 'Students & Educators' filter box to the 'Utility and Communication Networks' category. Below the categories, there is a section titled 'Software For' with a checked checkbox for 'Students & Educators'.

Product Category	Count
<input type="checkbox"/> Asset Analytics	(1)
<input type="checkbox"/> Bridge Design	(1)
<input type="checkbox"/> Building Design	(2)
<input type="checkbox"/> CAD Modeling and Visualization	(6)
<input type="checkbox"/> Construction	(1)
<input type="checkbox"/> Digital Twins	(1)
<input type="checkbox"/> Geotechnical Engineering	(3)
<input type="checkbox"/> Hydraulics and Hydrology	(5)
<input type="checkbox"/> Mobility Simulation	(2)
<input type="checkbox"/> Offshore Structural Analysis	(3)
<input type="checkbox"/> Pipe Stress and Vessel Analysis	(2)
<input type="checkbox"/> Plant Design	(3)
<input type="checkbox"/> Project Delivery	(1)
<input type="checkbox"/> Rail Design	(3)
<input type="checkbox"/> Reality and Spatial Modeling	(3)
<input type="checkbox"/> Roads and Site Design	(5)
<input type="checkbox"/> Structural Analysis and Detailing	(10)
<input type="checkbox"/> Utility and Communication Networks	(6)

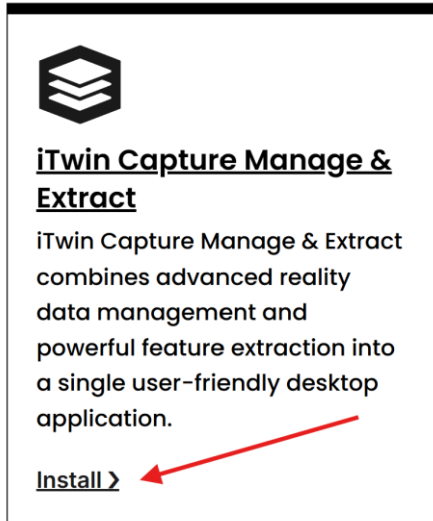
Software For

- Students & Educators

6. Search for the software **iTwin Capture Manage&Extract**

Step 3: Download and Install

1. Click **Install** next to the software



2. You will be redirected to software downloads page. Download the installation file for iTwin Capture Manage&Extract and iTwin Capture Analysis Engine.

Download the latest available version.

Major Version: 2025 | Version: -Select- | Language: -Select- | Architecture: -Select- | Deliverable Type: -Select- | Apply | Clear

iTwin Capture Manage and Extract 2025 (English) [Download](#)

Version: 25.00.04.01 | Date: 01/29/2026 | Size: 585 MB | [System Requirements](#) | [Support Status](#)

Dependencies

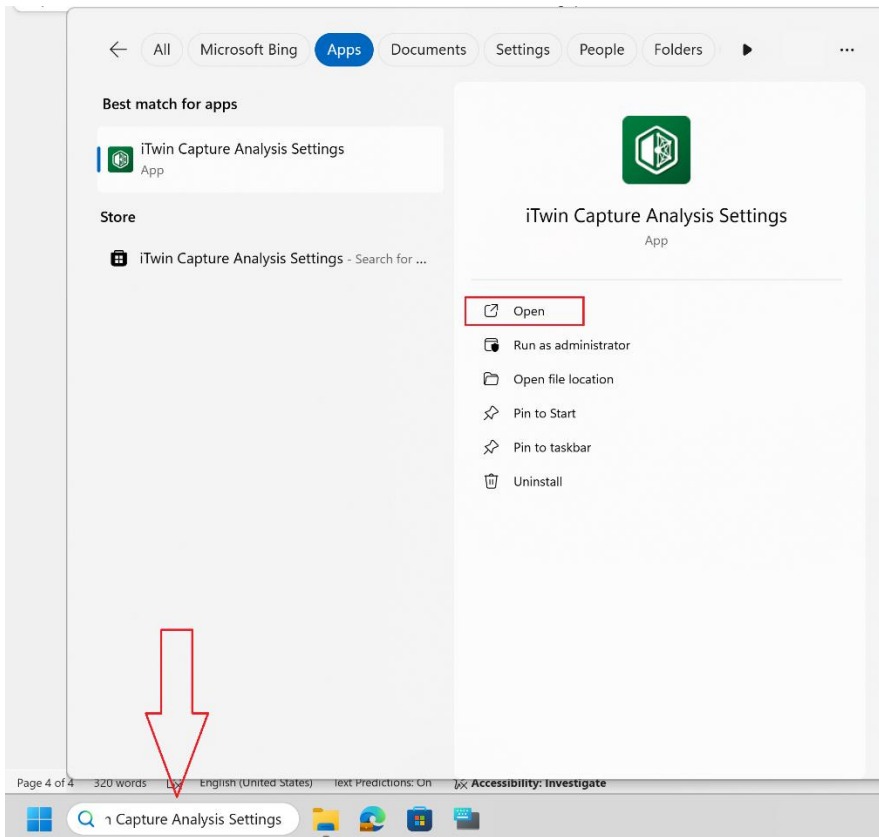
iTwin Capture Analysis Engine 2025 (English) [Download](#)

Version: 25.00.00.3980 | Date: 10/10/2025 | Size: 3395 MB | [System Requirements](#)

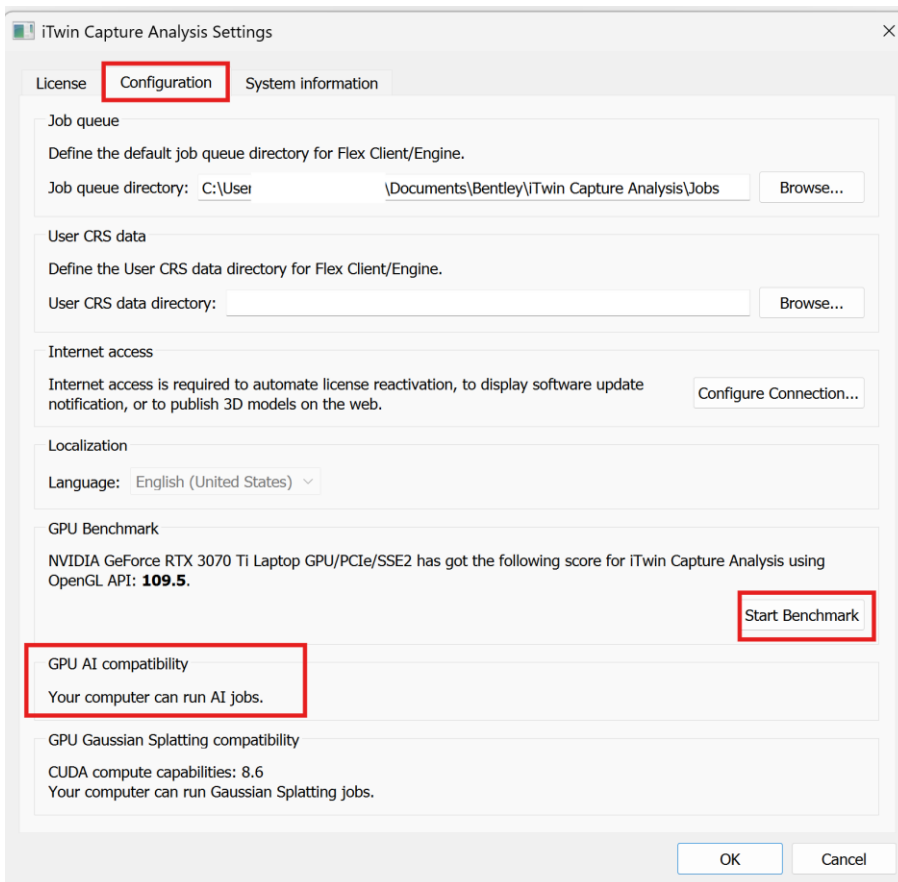
4. Install first the module of iTwin Capture Manage&Extract. Next install iTwin Capture Analysis Engine.

5. Once installation is finished, verify iTwin Capture Analysis Settings.

To open it, type iTwin Capture Analysis Settings in Windows Search.



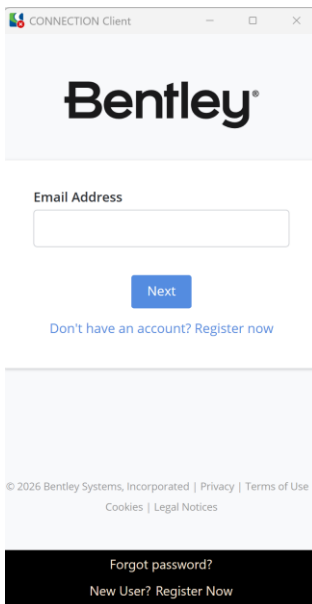
6. Verify your hardware compatibility in the Configuration Tab.



Specific system requirements for iTwin Capture Analysis

- Operating System: Windows 8, 8.1, 10,11 and Windows Server 2012, 2016, 2019
- Memory: 8Gb RAM
- Graphic Card: NVIDIA Graphics Card > 4.0Gb and **up-to-date driver**

7.To activate or access the software, please log in to the Connection Client using the same credentials you used to download the software from Bentley Education.



CONNECTION Client

Bentley®

Email Address

Next

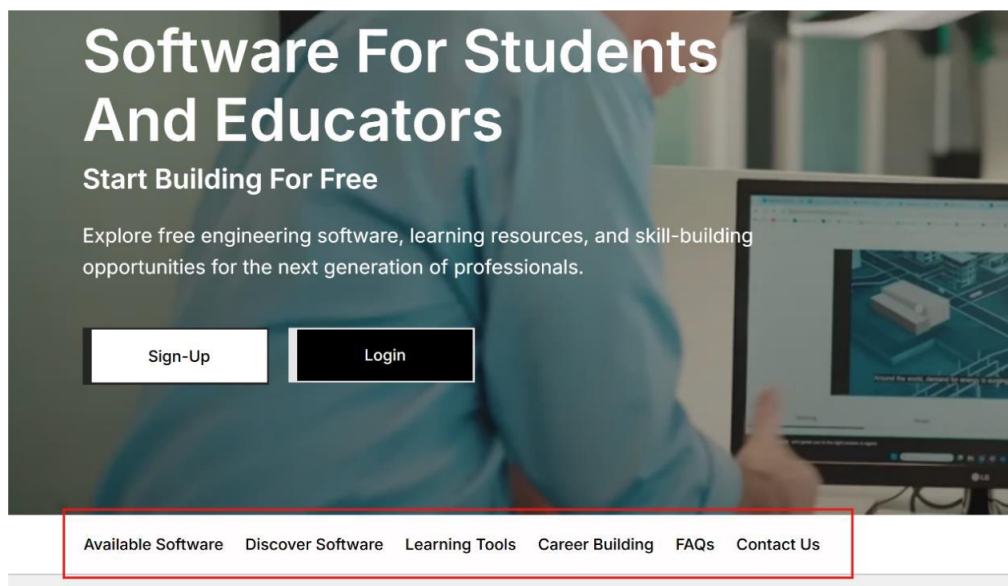
Don't have an account? Register now

© 2026 Bentley Systems, Incorporated | Privacy | Terms of Use | Cookies | Legal Notices

Forgot password?
New User? Register Now

Always navigate to the [Bentley Education Homepage](#) in case you have lost track. On the [Bentley Education Homepage](#) you can explore many other options like [Educational Resources](#), [Software Courses](#), and much more.

You can use the following navigation links to explore the homepage.



Software For Students And Educators

Start Building For Free

Explore free engineering software, learning resources, and skill-building opportunities for the next generation of professionals.

Sign-Up Login

Available Software Discover Software Learning Tools Career Building FAQs Contact Us

Should you have any questions, feel free to reach out to our team. We will be happy to assist!